

INVESTGO

Infocast InvestGO combines an intuitive user experience with insightful market analysis, to deliver an actionable investment strategy.





HOW INVESTGO HELPS TRADERS

The needs of financial firms and investors are constantly evolving to stay ahead of the dynamic market. Today, when more data is readily available at our fingertips than ever before, it is essential to transcend raw data to achieve actionable investment strategies. To reach this goal, Infocast delivers InvestGO, a **next-generation market information system**.

Discover how InvestGO can empower your investor-self.

1

OPTIMIZED WORKSPACE

2

SIMPLIFIED WORKFLOW

3

INSIGHTFUL TOOLS

4

EXCEPTIONAL CUSTOMER SERVICE

5

DYNAMIC ICONS

1

OPTIMIZED WORKSPACE

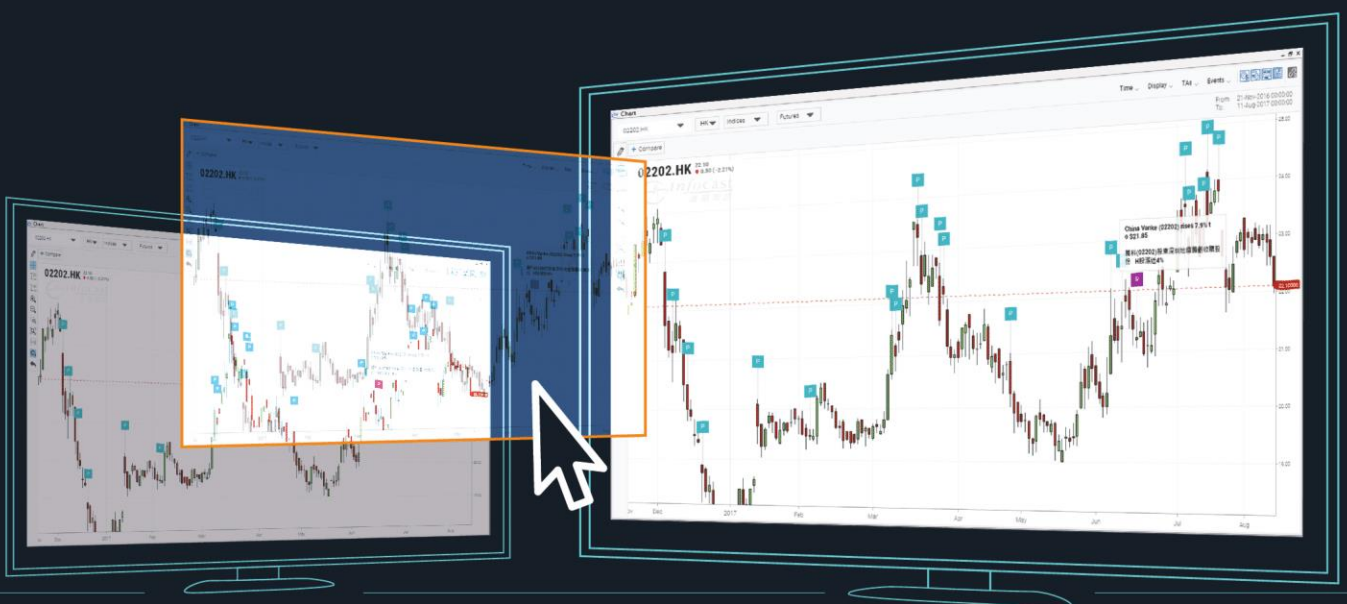
InvestGO is a refined and perfected version of the tried-and-tested investor terminal, featuring a **completely new** HTML software architecture. Optimized for visual feedback, InvestGO is vastly more intuitive, efficient and adaptable than any other investor terminal on the market.

YOUR
PERFECT
SPACE

InvestGO revolves around your Workspace. Set up your **own environment** with 10+ workspaces each displaying 25+ function windows, or start immediately with a **predefined layout**. Use the **menu master** to view all available functions.

Multi-Monitor

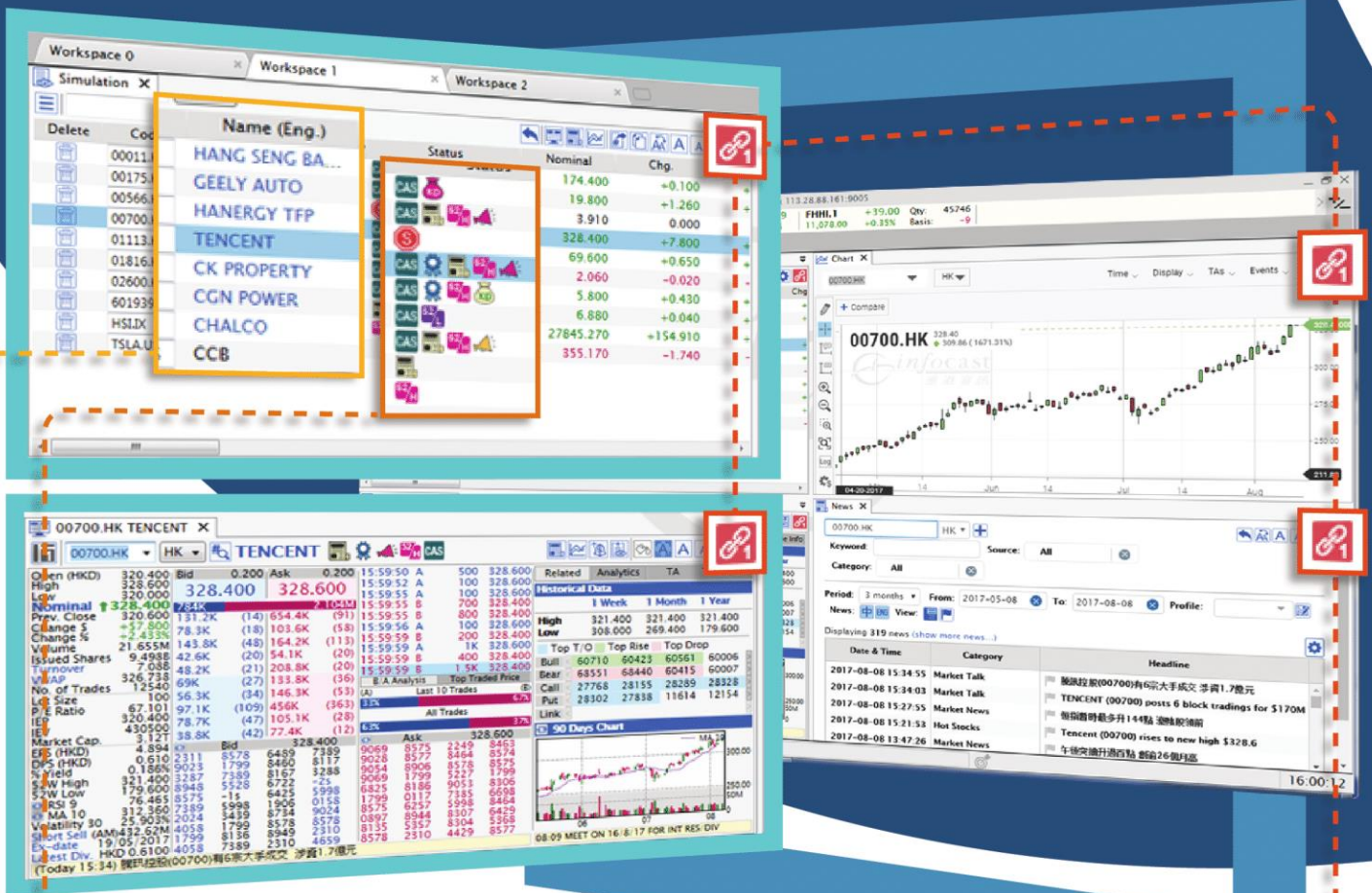
Simply **drag-and-drop** features to the desired location, and InvestGO's responsive design shall automatically allocate space for it. Work across **multiple monitors** with the multi-display function.



2

SIMPLIFIED WORKFLOW

InvestGO's workflow is centered on the new **Watch** and **Quote** functions. Together they enable you to directly receive relevant information on the stocks that matter most to you.



3 KEY NAVIGATION TOOLS



Dynamic Icons
Automatically monitor the stock market through key stock indicators.



Hyperlinks
Easily navigate between features.



Window Chain
Link multiple features together.

3

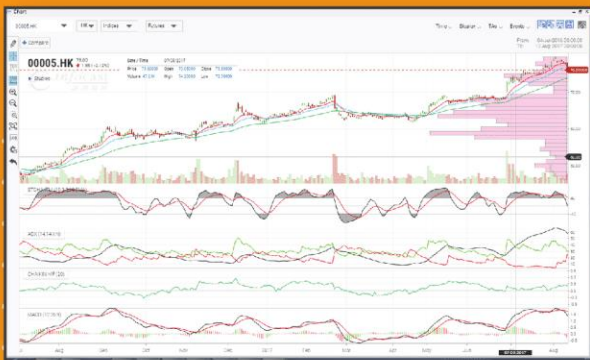
INSIGHTFUL TOOLS

InvestGO supports your investment decisions with key insights derived from rich data analytics. InvestGO analyses **Professional Charts** and **Investment Ideas**, including **Broker's Ratings**, **Corporate Actions**, **IPO Calendar** and **Sponsor Performance**, **Trading Ideas**, **Price Alerts** and **Short Sell**.

Professional Charts

InvestGO delivers intuitive and responsive charts, leveraging **ChartIQ's** award-winning HTML technology.

Deploy and interact with high-performance professional-grade chart options and settings, including multiple chart types, technical indicators, drawing tools and latest news alerts.



Technical Analysis Indicators

Including over 100+ technical indicators such as **MACD**, **RSI**, **Alligator**, **Aroon**, **Darvas Box**, etc.

Advanced Drawing Tools

Including over 25+ drawing tools such as **Fibonacci**, **Crossline**, **Gartley**, **Pitchfork**, etc.



Events Overlay

Display stock news and rumors directly onto the chart.



Broker's Ratings

Objective confirmation of your trading ideas through monitoring the performance of professional analysts' ratings (target price and rating, potential upside/downside, etc.). Get an instant overview of an investment opportunity.

Code	Stock Name (Eng.)	Details	Broker Name (Eng.)	Last	Rating	Rating Change	Target Price Ch.	Report Date
00700	TENCENT	BUY	HSBC Global Research	321.0	Hold		\$330	05-Aug-2017
00700	TENCENT	BUY	Deutsche Bank	328.600	Buy		\$370	04-Aug-2017
21818	CHINA CEMENT	BUY	HSBC Global Research	4.880	Buy		\$5.00	06-Aug-2017
20810	IMPAC	BUY	HSBC Global Research	4.760	Buy		\$5.00	04-Aug-2017
23213	CSN	BUY	HSBC Global Research	3.170	Buy		\$3.00	01-Aug-2017
28808	FUYAO GLASS	Overweight	Credit Suisse	26.450	Overweight		\$32.00	04-Aug-2017

Broker Name (Eng.)	Report Price	Target Price	Price Comparison	Potential Chg. (%)	Rating	Target Price Ch.	Report Date
Deutsche Bank	308.600	327.000		-0.487%	Buy	\$320	04-Aug-2017
Dainippon	314.400	350.000		+6.512%	Buy	\$300	02-Aug-2017
Citigroup	304.800	315.000		-4.139%	Buy		31-Jul-2017
Jefferies	301.600	352.000		+7.121%	Buy	\$303	26-Jul-2017
CLSA	282.800	345.000		+4.991%	Buy	\$315	30-Jun-2017
HSBC Global Research	284.000	317.000		-3.530%	Buy	\$290	30-Jun-2017

Corporate Actions (Calendar)

Forecast and prepare for corporate actions, ex-dividends and market trends (current month, previous month and next month).

Date	Code	Name (Eng.)	Reporting Period
10-Aug-2017	00214	DAIIC MEDIA	Impress
10-Aug-2017	00217	MPH HOLDING	Impress
10-Aug-2017	00218	YOSHIDA HOLDINGS	Impress
10-Aug-2017	00219	IMPRESS HOLDINGS	Impress
10-Aug-2017	00220	NETA CORPORATION	Impress

Code	Name (Eng.)	Details	Listing Date	App. Start Date	App. Close Date	Issue Size	Predecessor	Shadow (Sector)	Sponsor	Issue Price (Min.)	Issue Price (Max.)
01700	GEOTECH-HOLDINGS	BUY	10-Sep-2017	20-Sep-2017	04-Oct-2017	100,000	11	Construction & Bldg.	10 Capital Rng Bng	8.340	8.420
01701	WANG BROTHERS	BUY	10-Sep-2017	20-Sep-2017	04-Oct-2017	100,000	11	Construction & Bldg.	10 Capital Rng Bng	2.110	2.150
01702	WANG BROTHERS	BUY	10-Sep-2017	20-Sep-2017	04-Oct-2017	100,000	11	Construction & Bldg.	10 Capital Rng Bng	2.110	2.150

IPO Calendar and Sponsor Performance

Get an update on IPO schedule (fund raising amount, issue price, etc.) and view historical IPOs and their performance over the last 3 years.

Listing Date	Code	Name (Eng.)	Shadow (Sector)	Issue Price (Min.)	Issue Price (Max.)	Accum. Perf. (%)
06-Jan-2017	08221	PF GROUP	Construction & Bldg.	+7.033	333%	+1.94.44%
16-Dec-2016	08352	SING ON HOLDINGS	Construction & Bldg.	-872.22%		+420.000%
12-Dec-2016	08039	KNX HOLDINGS	Construction & Bldg.	-167.692%		+420.000%
08-Dec-2016	01581	PROGRESSIVE F	Construction & Bldg.	+8.333%		-34.167%
12-Sep-2016	02031	AUSUPREME	Health Care Servic.			-23.810%
06-Jul-2016	08292	WUBI DIGITAL MEDIA	Engineers			+677.817%

Listing Date Performance	Accumulated Performance (%)
<ul style="list-style-type: none"> Rise: 40% (8) Fall: 10% (2) Unchanged: 50% (10) 	<ul style="list-style-type: none"> Rise: 55% (1) Fall: 35% (7) Unchanged: 40% (8)

Price Alerts

Automatically receive alerts when stock prices hit your set criteria, enabling you to instantly and proactively communicate investment opportunities with clients.

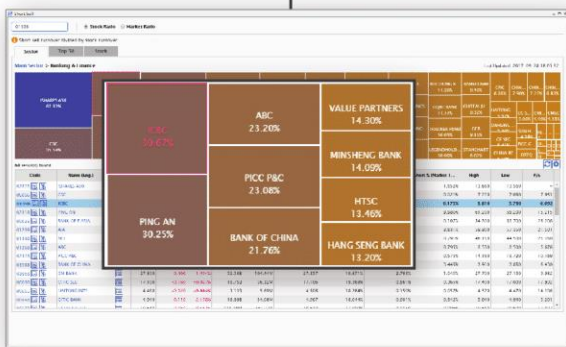
Time	Code	Name	Criteria	Trigger Point	Alert Message
16:08:07	00011.HK	HANG SENG BANK	Nominal >= 182	184.7	Call Customer C
16:08:08	00002.HK	CLP HOLDINGS	Nominal <= 80	79.85	Call Customer A
16:08:07	00003.HK	HK & CHINA GAS	Ask >= 14.6	14.74	Call Customer B
16:08:07	00700.HK	TENCENT	Bid <= 340	337.6	Call Customer H
16:08:06	00001.HK	CKH HOLDINGS	Ask >= 90	99.45	Call Customer E
16:08:06	00001.HK	CKH HOLDINGS	Bid <= 150	99.4	Call Customer C
16:08:06	000270.HK	GUANGDONG INV	Nominal <= 15	3.1	Call Customer F
16:08:07	00005.HK	HSBC HOLDINGS	Nominal >= 45	26.2	Call Customer A
16:08:07	01398.HK	ICBC	Ask >= 4	5.74	Call Customer C
16:08:06	02800.HK	TRACKER FUND	Bid <= 30	28.45	Call Customer C

Trading Ideas

Actively look for most active, overbought/oversold, rebounding stocks, etc. that offer high potential gain. Capture high dividend yield stocks with strong trading opportunities via a list of top performers.

The screenshot shows a trading software interface with a list of stocks and a menu of trading ideas. The menu includes:

- 52-week High
- 52-week Low
- Top 10 Overbought
- Top 10 Oversold
- Top 10 Growth
- Top 10 Dividend Yield
- Sharp Rebound
- Sharp Regression
- Up 5 Days in a Row
- Down 5 Days in a Row



Short Sell Heat Map

Visualize unusual short sell stocks through a market heat map. Compare and analyze the strength of each sector, individual stocks and various short sell ratios.



4

EXCEPTIONAL CUSTOMER SERVICE

Infocast's dedicated account team, helpdesk and technical support staff will provide you with **best-in-industry services**, including complimentary training, product support and technical maintenance. Quickly and easily adjust your InvestGO subscription to grow alongside your financial business.

Build Strong Client Relationships

InvestGO enables your client-facing staff, such as Responsible Officers (RO) and Account Executives (AE), to provide superior advisory services to investor clients. InvestGO's various features help with quickly identifying market events and insights that affect the portfolios of your clients, as well as providing key data to support investment opinions.

Proven Track Record

As a licensed Information Vendor with over 20 years' experience, Infocast is well-known for producing stable and reliable systems. Our proven track record and deep domain knowledge ensures you always receive the best service quality and availability.



5

DYNAMIC ICONS

Icon	Description
 	<p>Price of this stock has risen to the highest point over the previous 1 year</p> <p>Price of this stock has fallen to the lowest point over the previous 1 year</p>
	<p>This stock is dual-listed on the Hong Kong and Shanghai/Shenzhen exchanges – click to view the corresponding AH stock</p>
	<p>Rating of this stock has been changed by a major institutional brokerage within the previous 7 days</p>
	<p>CAS (Closing Auction Session) is effective for this stock – limited trading is permitted for up to 10 minutes after 4:00 p.m.</p>
 	<p>Ex-date for this stock has been officially announced and is set to be in the coming 4 weeks</p> <p>Ex-date for this stock is set to be in the coming 1 week</p>
 	<p>Result announcement of this stock is set to be officially published in the coming 4 weeks</p> <p>Result announcement of this stock is set to be officially published in the coming 1 week</p>
	<p>Trading of this stock is currently suspended</p>
	<p>News related to this stock has been published today – click to view the news article</p>
	<p>Price of this derivative is affected by an underlying stock – click to view the corresponding stock</p>
	<p>VCM (Volatility Control Mechanism) has been triggered for this stock – a 5 minute cooling-off period is currently in force</p>

CONTACT US

 **HEAD OFFICE**

Unit 1605, 16/F, One Harbourfront,
18 Tak Fung Street, Hunghom, Kowloon, Hong Kong

MODEL BRANCH

2/F, Double Building, 22 Stanley Street, Central, Hong Kong



TELEPHONE

+852 2589 9500

FAX

+852 2975 8099



WEBSITE

www.infocast.com.hk / www.infocastFN.com



E-MAIL

helpdesk@infocast.com.hk



WeChat QR Code